





District Qualifier

Team Results

Sep 26-27, 2015

Rank	Gym	Team	Score				
1	Flipnastics - 437	L	184.875	48.325	46.275	46.100	44.175
				2	1	2	2
	220	Annabelle Murray		9.850	9.200	9.150	9.100
	237	Briahna Martinez		9.650	9.125		
	234	Kate Klauck		9.625			8.725
	231	Gianna Brin		9.600	9.200	9.050	8.800
	226	Cate Cloran		9.600			8.800
	232	Kendall Lockney			9.425	9.200	8.750
	242	Grace Calaway			9.325	9.300	
	244	Gwen Heintz				9.400	
2	Champions West - 475	L	184.375	48.350	44.025	47.100	44.900
				1	2	1	1
	238	Samantha Jordan		9.800	8.600	9.500	9.275
	239	Katie Alice Chong		9.725	9.175	9.450	9.300
	210	Ellie Grigsby		9.700	8.950		8.650
	233	Piper Domsch		9.675		9.400	8.750
	225	Mia Murray		9.450	8.250		
	235	Sophie Schultz			9.050	9.450	8.925
	219	Bailey Santos				9.300	
3	Star Center - 454	L	177.900	46.275	43.950	45.800	41.875
				3	3	3	3
	228	Lilliana Besa		9.650	8.750	9.350	8.750
	214	Ava Sylliaasen		9.350		9.150	8.150
	209	Genevieve Casas		9.225	9.150	9.400	8.700
	229	Emily Jimenez		9.100			8.325
	217	Adyan Bryant		8.950	8.300	9.000	
	216	Emily Sturzl			9.550	8.900	7.950
	206	Carlie Petro			8.200		